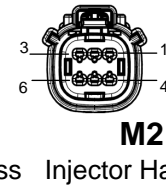
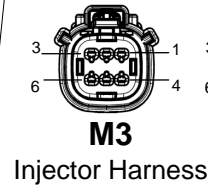
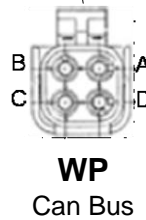
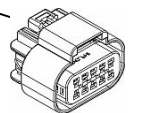


RT1
Positive

RT2
Negative



M1
Fuel Switch/ Gauge



C10
Rear
Harness

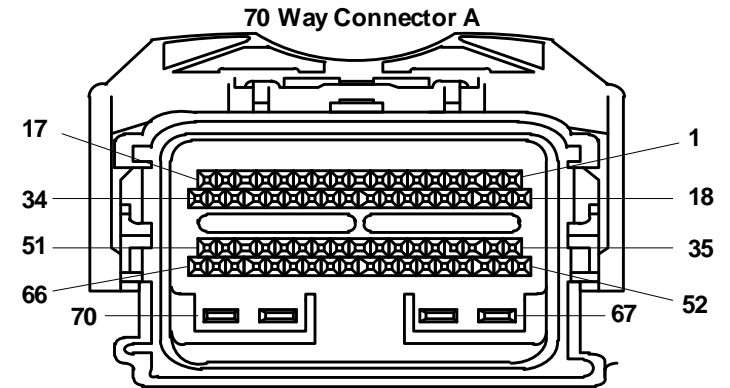
Description: 2011-2013 F250-F350 Bi-Fuel Main
Harness
Part Number: AEC-F250AFCM-BI-WH-V2

REV 1



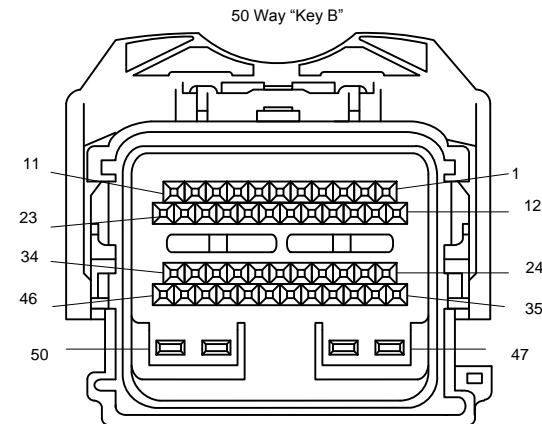
PCM70 Female Terminals

AFCM 70 Way Connector					To	
Cavity	WIRE	GA.	FUNCTION	Circuit	Splice	Connector - Pin
1	Dk. Blue/White	18	Fuel Tank Solenoid B	7001	*	C10 - G
2	Dk. Blue/Red	18	Fuel Tank Solenoid C	7002	*	C10 - H
3	Brown/Orange	18	Fuel Switch Lamp	7003	*	M1 - 1
4	Pink	18	CNG Power Monitor	300B	S300	*
19	Orange/Black	18	Fuel Rail Temperature	7019	*	D1 - 3
32	Orange/White	18	Fuel Rail Pressure	7032	*	D1 - 4
35	Lt. Blue/Orange	18	Injector 6	7035	*	M2 - 4
37	Tan/Orange	18	Injector 5	7037	*	M2 - 6
38	Lt. Blue/White	18	Injector 2	7038	*	M3 - 4
39	Grey/Orange	18	Injector 8	7039	*	M2 - 1
41	Yellow	18	Fuel Tank temperature	7041	*	C10 - B
52	Tan/White	18	Injector 1	7052	*	M3 - 6
53	Green/Orange	18	Injector 7	7053	*	M2 - 3
54	Grey/White	18	Injector 4	7054	*	M3 - 1
55	Green/White	18	Injector 3	7055	*	M3 - 3
57	Green	18	Fuel Rail Pressure VREF	7057	*	D1 - 2
58	Black/Orange	18	Fuel Rail SIGRTN	7058	*	D1 - 1
64	Dk. Blue/Green	18	Fuel Tank Solenoid D	7064	*	C10 - J
66	Green	18	Fuel Tank Temp. VREF	7066	*	C10 - E



PCM50 Female Terminals

AFCM 50 Way Connector					To	
Cavity	WIRE	GA.	FUNCTION	Circuit	Splice	Connector - Pin
2	Black/ Yellow	18	CNG Relay Control	5002	*	PDB - B6
3	Orange	18	Fuel Tank Pressure	5003	*	C10 - D
10	Black	18	Case GND	2A	*	RT2
11	Lt. Green/ White	18	CAN +	5011	*	WP - C
12	Grey	18	Fuel Gauge PWM Output	5012	*	M1-5
18	Black/ Orange	18	Fuel Tank Press. SIGRTN	5018	*	C10 - C
21	Brown/ Green	18	Fuel Type Switch	5021	*	M1 - 3
22	Dk. Blue/Orange		Fuel Tank Solenoid E	5022	*	C10 - K
23	Pink/ White	18	Can -	5023	*	WP - D
35	Red	16	VPWR	130B	S-130	PDB - D2
36	Red	16	VPWR	130C	S-130	PDB - D2
39	Dk. Blue	18	Fuel Tank Solenoid A	5039	*	C10 - F
44	Red/Yellow	18	FEPS	5044	*	M1 - 6
45	Brown	18	KAPWR	5045	*	PDB - A2
47	Black/ White	16	PWRGND	2B	*	RT2
48	Black/ White	16	PWRGND	2C	*	RT2
49	Black/ White	16	PWRGND	2D	*	RT2
50	Black/ White	16	PWRGND	2E	*	RT2



Twisted Pairs are Highlighted in Yellow

Description: 2011-2013 F250-F350 Bi-Fuel Main
Harness
Part Number: AEC-F250AFCM-BI-WH-V2

REV 1



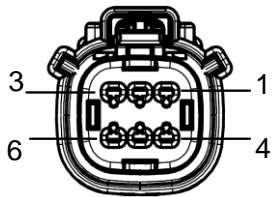
C10 (Delphi 2X5 Female)

Rear Harness					To	
Cavity	WIRE	GA.	FUNCTION	Circuit	Splice	Connector - Pin
A	Pink	18	CNG System 12V	300G	S300	*
B	Yellow	18	Fuel Tank Temp.	7041	*	PCM70 - 41
C	Black/Orange	18	Fuel Tank SIG RTN	5018	*	PCM50 - 18
D	Orange	18	Fuel Tank Pressure	5003	*	PCM50 - 02
E	Green	18	Fuel Tank +5V	7066	*	PCM70 - 66
F	Blue	18	Fuel Tank Solenoid A	5039	*	PCM50 - 39
G	Dk. Blue/White	18	Fuel Tank Solenoid B	7001	*	PCM70 - 01
H	Dk. Blue/ Red	18	Fuel Tank Solenoid C	7002	*	PCM70 - 02
I	Dk. Blue/Green	18	Fuel Tank Solenoid D	7064	*	PCM70 - 64
J	Dk. Blue/Orange	18	Fuel Tank Solenoid E	5022	*	PCM50 - 22



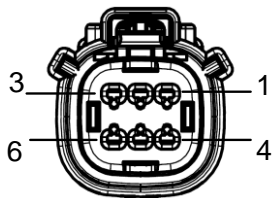
M3 (Molex 2X3 Female)

Injectors					To	
Cavity	WIRE	GA.	FUNCTION	Circuit	Splice	Connector - Pin
1	Grey/White	18	Injector 4	7054	*	PCM70 - 54
2	Pink	18	Injector 12V	300E	S300	*
3	Lt. Green/White	18	Injector 3	7055	*	PCM70 - 55
4	Lt. Blue/White	18	Injector 2	7038	*	PCM70 - 38
5	Pink	18	Injector 12V	300F	S300	*
6	Tan/White	18	Injector 1	7052	*	PCM70 - 52




M2 (Molex 2X3 Female)

Injectors					To	
Cavity	WIRE	GA.	FUNCTION	Circuit	Splice	Connector - Pin
1	Grey/Orange	18	Injector 8	7039	*	PCM70 - 39
2	Pink	18	Injector 12V	300C	S300	*
3	Lt. Green/Orange	18	Injector 7	7053	*	PCM70 - 53
4	Lt. Blue/Orange	18	Injector 6	7035	*	PCM70 - 35
5	Pink	18	Injector 12V	300D	S300	*
6	Tan/Orange	18	Injector 5	7037	*	PCM70 - 37



D1 Deutsch

Fuel Rail Temperature / Pressure Sensor					To	
Cavity	WIRE	GA.	FUNCTION	Circuit	Splice	Connector - Pin
1	Black/Orange	18	SIG RTN	7058	*	PCM70 - 58
2	Green	18	5V	7057	*	PCM70 - 57
3	Orange/Black	18	Fuel Rail Temperature	7019	*	PCM70 - 19
4	Orange/White	18	Fuel Rail Pressure	7032	*	PCM70 - 32

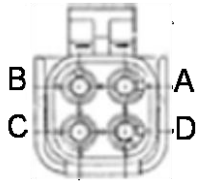


Description: 2011-2013 F250-F350 Bi-Fuel Main Harness
Part Number: AEC-F250AFCM-BI-WH-V2

REV 1

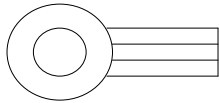


WP (Weather Pack 4 Pin Tower Half)



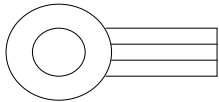
Can Bus					To	
Cavity	WIRE	GA.	FUNCTION	Circuit	Splice	Connector - Pin
A	*	*	*	*	*	*
B	Red	16	Ignition	1005	*	PDB - AA3
C	Lt. Green/White	18	Can Bus +	5011	*	PCM50 - 11
D	Pink/White	18	Can Bus -	5023	*	PCM50 - 23

RT1 Positive Ring Terminal



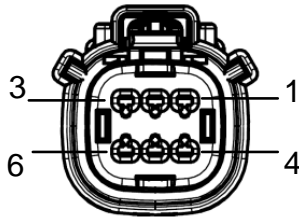
Positive Battery					To	
Cavity	WIRE	GA.	FUNCTION	Circuit	Splice	Connector - Pin
RT1	Red	16	12v To 10A Fuse	1A	*	PDB - AA1
RT1	Red	16	12v To 5A Fuse	1B	*	PDB - AA2
RT1	Red	16	12v To 30A Fuse	1C	*	PDB - AA5

RT2 Negative Ring Terminal



					To	
Cavity	WIRE	GA.	FUNCTION	Circuit	Splice	Connector - Pin
RT2	Black	18	Case Ground	2A	*	PCM50 - 10
RT2	Black/ White	16	PWR GND	2B	*	PCM50 - 47
RT2	Black/ White	16	PWR GND	2C	*	PCM50 - 48
RT2	Black/ White	16	PWR GND	2D	*	PCM50 - 49
RT2	Black/ White	16	PWR GND	2E	*	PCM50 - 50
RT2	Black/ White	16	PWR GND	2F	*	PDB - B2
RT2	Black	18	Switch/ Gauge Ground	2G	*	M1 - 4

M1 (Molex 2X3 Female)



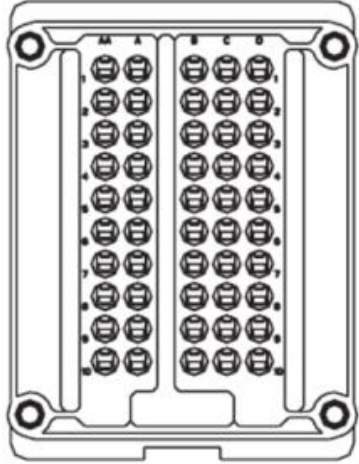
Fuel Switch / Gauge					To	
Cavity	WIRE	GA.	FUNCTION	Circuit	Splice	Connector - Pin
1	Brown/Orange	18	CNG Lamp	7003	*	PCM70 - 3
2	Pink/Black	18	Power 12V	185D	S-185	*
3	Brown/Green	18	Fuel Type Switch	5021	*	PCM50 - 21
4	Black	18	SIG RTN	2G		RT2
5	Grey	18	Fuel Gauge Signal	5012	*	PCM50 - 12
6	Red/Yellow	18	FEPS	5044	*	PCM50 - 44

Description: 2011-2013 F250-F350 Bi-Fuel Main Harness
Part Number: AEC-F250AFCM-BI-WH-V2

REV 1

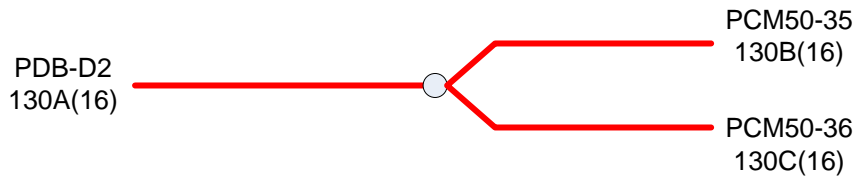


PDB

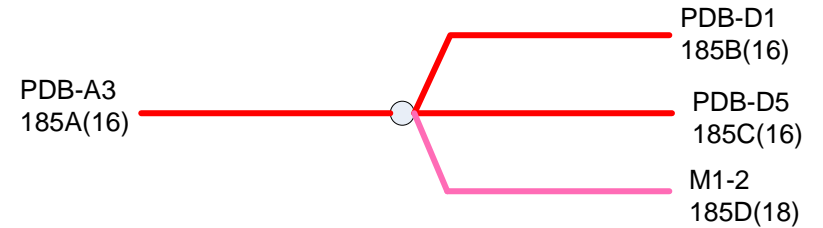


Can Bus				To	
Cavity	WIRE	GA.	FUNCTION	Splice	Connector - Pin
AA1	Red	16	12v HAAT to 10A Fuse	*	RT1
AA2	Red	16	12v HAAT to 5A Fuse	*	RT1
AA3	Red	16	Ignition	*	WP - B
AA5	Red	16	12v HAAT to 30A Fuse	*	RT1
A1	Red	16	Fused 12v to AFCM relay	*	PDB - B1
A2	Brown	18	Fused 12v to AFCM KAPWR	*	PCM50 - 45
A3	Red	16	Fused 12v to CNG relay coils	S-185	*
A5	Red	16	Fused 12v to CNG relay coils	*	PDB - B5
B1	Red	16	12v input, AFCM relay	*	PDB - A1
B2	Black/White	16	AFCM relay, coil low	*	RT2
B5	Red	16	12v input, CNG relay	*	PDB - A5
B6	Black/Yellow	18	CNG Relay Coil Low	*	PCM50 - 02
D1	Red	16	AFCM Relay Coil High	S-185	*
D2	Red	16	VPWR	S-130	*
D5	Red	16	CNG Relay Coil High	S-185	*
D6	Pink	18	CNG System 12V Feed	S-300	*

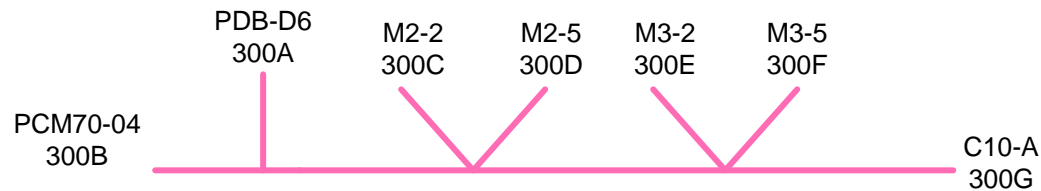
S130 – 12V VPWR



S185 – 12V Relay (Coils High) (Fused)



S300 – 12V Relay (Coils High) (Fused)



Description: 2011-2013 F250-F350 Bi-Fuel Main Harness
Part Number: AEC-F250AFCM-BI-WH-V2

REV 1

